

Computing at



We all live in a world filled with information,
technology and programming.

You can use your computational thinking and
creativity to understand and change the
world.

Computing is mostly made up of these five areas:

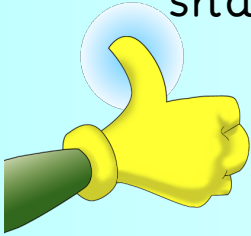


In our last assemblies, we discussed these passwords. What is the problem with these?

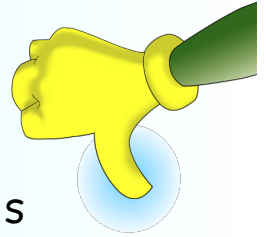
1. 123456
2. 123456789
3. qwerty
4. 12345678
5. 11111

They are too easy to guess so they will not keep your device or your information private.

In our last assemblies, we also discussed sharing our personal information.



Full name



Full address

Date of birth

Telephone number

Name of school

A grown up's bank account
details or card details

Your account or login
information


password

a secret and private word
or number needed to access
something

personal information

details, photographs and other
private information

online-Safety



appropriate
safe, sensible and useful

consequence
the unpleasant and
bad result or effect

concerns

being anxious or worried

What does the
word
appropriate
mean?

If something is
appropriate, it
is suitable,
sensible and
safe.

When you are online, on a tablet, phone, laptop or other device, some things are appropriate for you and other things are not appropriate for you.

This changes as you get older.



The different ratings / classifications that you might see:

- ◆ **The app developers rating**
A self-review by the app developer of what age they would recommend users should be to use their app.
- ◆ **Apple app store**
A rating given by Apple based on information provided by the developer on several factors including sexual content or violence.
- ◆ **Google play store**
Ratings by Google to help users identify content that isn't suitable, based on a questionnaire filled in by the developer.
- ◆ **Amazon app store**
Amazon only accepts family friendly apps, based on developer information, and rates with categories such as parental guidance.
- ◆ **PEGI ratings**
PEGI ratings are based on details supplied by the developer on several factors including violence, sex and bad language.

What is the minimum age for account holders on these social media sites and apps?

Under

- Roblox
- PopJam
- FaceTime

13+

- Twitter
- Facebook and Messenger
- Viber
- WeChat
- Monkey
- Yubo
- Dubsplash
- Instagram
- TikTok
- Skype
- Google Hangouts
- Reddit
- Snapchat
- Pinterest

16+

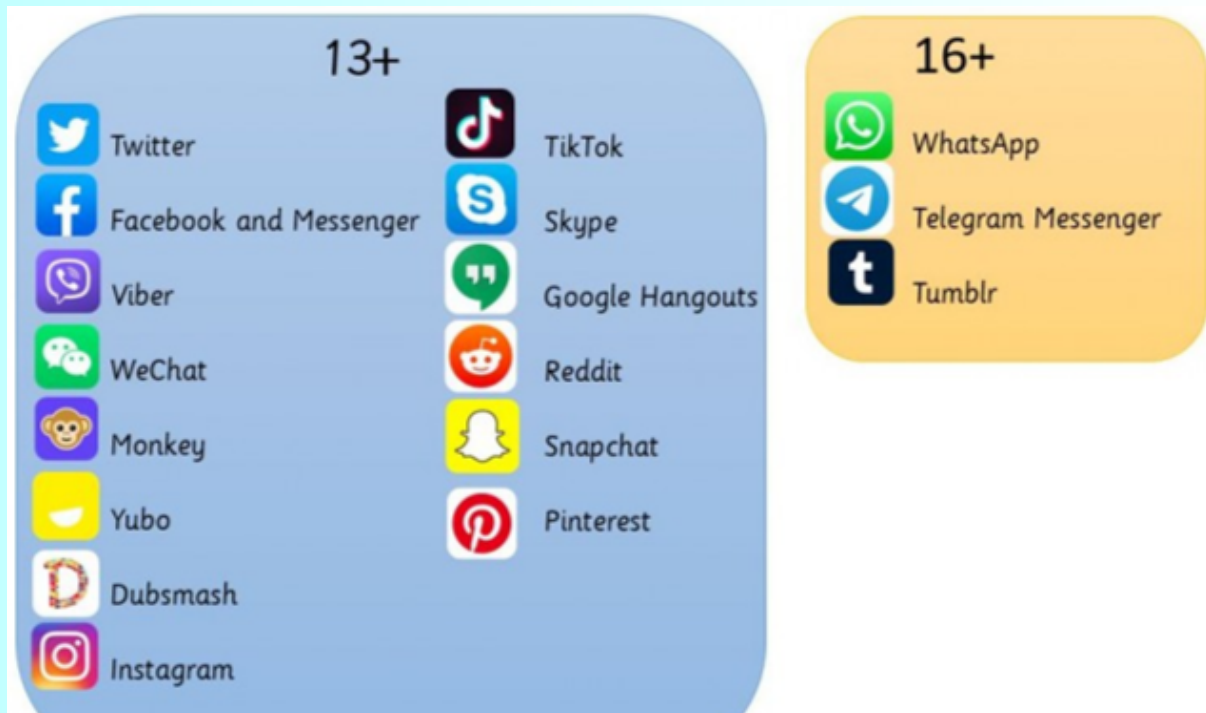
- WhatsApp
- Telegram Messenger
- Tumblr

Sourced from NSPCC website October 2019

In your head, how old do you think you have to be to use these apps?

Why do you think they have age requirements?

It is **not appropriate** for you to be on any app which has an age rating of 13+ because it is **potentially dangerous.**



SAFER INTERNET DAY

**Want to talk
about it? Making
space for
conversations
about life online**

**Safer Internet Day –
7th February 2023**



Produce an online safety poster to display on the wall opposite Mrs Pinder's office.

Teachers - wait and bring them all to me on the final week.

These will be on the wall in our school for an entire year. Put your name on.




BE SMART ONLINE




S SAFE  Keep your personal information safe. When chatting or posting online don't give away things like your full name, password or home address. Remember personal information can be seen in images and videos you share too. Keep them safe to keep yourself safe.

M MEET  Meeting up with someone you only know online, even a friend of a friend, can be dangerous as this person is still a stranger. If someone you only know online ever asks you to meet up, for personal information or for photos/videos of you then tell an adult straight away and report them together on www.thinkuknow.co.uk

A ACCEPTING  Think carefully before you click on or open something online (e.g. links, adverts, friend requests, photos) as you never know where they may lead to or they may contain viruses. Do not accept something if you are unsure of who the person is or what they've sent you.

R RELIABLE  You cannot trust everything you see online as some things can be out of date, inaccurate or not entirely true. To find reliable information compare at least three different websites, check in books and talk to someone about what you have found.

T TELL  Tell a trusted adult if something or someone ever makes you feel upset, worried or confused. This could be if you or someone you know is being bullied online. There are lots of people who will be able to help you like your teachers, parents, carers or contact Childline – 0800 11 11 or www.childline.org.uk

BE SMART WITH A HEART  Remember to always be smart with a heart by being kind and respectful to others online. Make the internet a better place by helping your friends if they are worried or upset by anything that happens online.

WWW.CHILDNET.COM

TOP TIPS

For Internet Safety

Stay anonymous!

- ◆ Use another name or a nickname
- ◆ Keep your address a secret
- ◆ Don't say where you go to school
- ◆ Only give your phone numbers to people you actually know
- ◆ Make sure you don't give ANY clues about yourself

Privacy!

- ◆ Always make sure your settings really ARE private so YOU choose who can see your account
- ◆ Don't give out any personal details
- ◆ Don't discuss your problems online
- ◆ If you think your account's been hacked, report it and change it

Think before you post

Don't post before thinking CAREFULLY and ask:

- ◆ Is it offensive?
- ◆ Could it affect your future employment?
- ◆ Would you be happy for your parents or family to see it?

Passwords

- ◆ Keep your password secure and change it regularly
- ◆ Don't use your name or anything easy to guess
- ◆ Don't share it with ANYONE, even your friends
- ◆ Use a mixture of capitals, numbers and special characters
- ◆ If in doubt CHANGE IT!

Remember...

- ◆ NOTHING is private
- ◆ Don't say anything you wouldn't say in real life
- ◆ Don't post other people's photos
- ◆ NEVER post invitations unless you are absolutely sure they will only be seen by a closed group

Are they real?

- ◆ Do you know this 'friend' in real life?
- ◆ Are you REALLY sure it's their account, not someone pretending to be them?
- ◆ Remember: some people are VERY clever at pretending to be someone they're not!

Feeling uncomfortable

- ◆ DON'T reply to trolls or people making unkind comments
- ◆ Don't be afraid to 'unfriend' or block people who upset you
- ◆ Do REPORT people if necessary

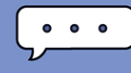
Believe NOT!

- ◆ Don't fall for it - things aren't ALWAYS what they seem!
- ◆ Everyone exaggerates - you probably do it as well!
- ◆ Remember: most people only tell you the good bits!
- ◆ Don't be fooled by 'free' offers!

Be Safe! Be Sure! Be Smart!



TOP TEN TIPS TO



STAY SAFE ONLINE

1

Don't share your personal information




2

Only talk to people that you know




3

Don't meet up with anyone you have only met online



4

Only accept friend requests from people you know personally




5

Always think carefully about what you post



8

Report inappropriate content immediately



6

Make use of the privacy settings on all of your social media accounts



7

Remember that not everyone online is who they say they are



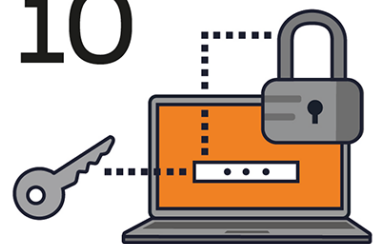
9

Only share images that you'd be comfortable with your friends and family seeing



10

Never share your passwords



Attachments

Tutorial for SMART Response 2013.notebook